

# FD Series Divider Valve

## Progressive Systems

### General

FD series divider valves are designed for use with series progressive oil and grease lubrication systems. They are of two piece, steel construction with viton O-ring seals. FD valves will serve 2, 3, 4 or 6 points of lubrication. The 2, 3 and 4 point divider valves require .08 cu in to complete one full cycle. An FD-6 divider valve requires .06 cu in to complete one full cycle. The valves divide the discharge according to the table below.

Name	Outputs (cu in)						Total Discharge per Cycle
	1	2	3	4	5	6	
FD-2	.04	.04	---	---	---	---	.08 cu in
FD-3	.02	.02	.04	---	---	---	.08 cu in
FD-4	.02	.02	.02	.02	---	---	.08 cu in
FD-6	.01	.01	.01	.01	.01	.01	.06 cu in

### Features

- + Positive displacement of lubricant due to precise toleranced clearances.
- + Economical and compact design.
- + Simple to install on new or existing machines.
- + Bolt together construction with viton O-ring seals between sections and piston plug.

### Operation

The FD divider valve is a self-contained, multiple outlet, series progressive valve. The term progressive means that each piston must complete its stroke, discharging a measured amount of lubricant before the following piston operates. As long as lubricant is supplied under pressure to the inlet section, each piston will continue to operate in a progressive manner.

When lubricant flow is interrupted to the inlet, piston movement stops. When flow resumes, piston movement commences at the same point in the discharge cycle. Feed lines deliver lubricant from the valve block to individual lube points. Should a discharge line become blocked, it will stop all the valves operating. Indicators are available to alert a blockage.

### Technical Data

Material		Steel
Maximum Pressure		3,000 psi (207 bar)
Lubricant		SAE 10 oil to NLGI #2 grease
Net Weight (approximate)		1 lb 8 oz (0.68 kg)
Inlet and Outlet Ports		1/8-27 NPSF
Volume*	FD-2, FD-3, and FD-4	0.08 cu in (1.31 ccm)
	FD-6	0.06 cu in (0.98 ccm)
Torque Ratings	Assembly Bolts	8-9 ft lb
	Piston Enclosure Plugs	12-15 ft lb
	Indicator Plug	12-15 ft lb

\* Lubricant is required to cycle divider valve once.



#### BIJUR DELIMON INTERNATIONAL

(919) 465 4448 LOCAL  
(800) 631 0168 TOLL-FREE  
(919) 465 0516 FAX

[WWW.BIJURDELIMON.COM](http://WWW.BIJURDELIMON.COM)

2100 Gateway Centre Blvd., Suite 109  
Morrisville, NC 27560

## How to Order

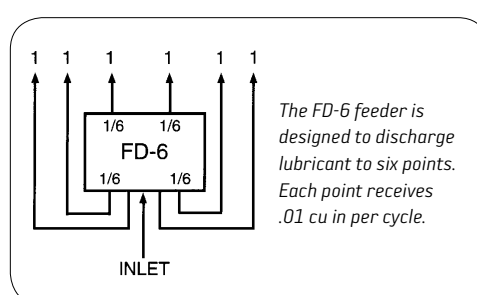
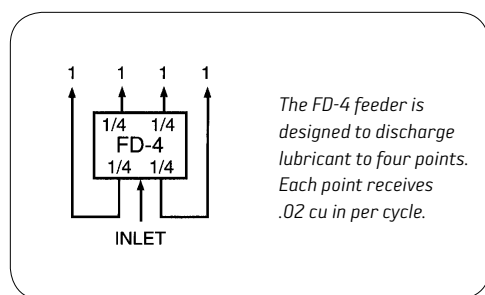
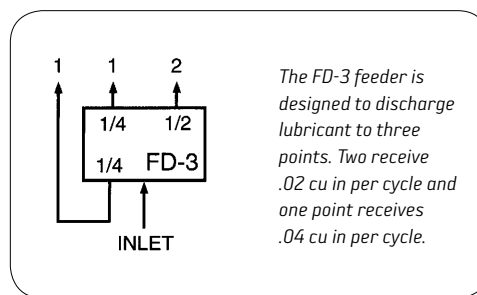
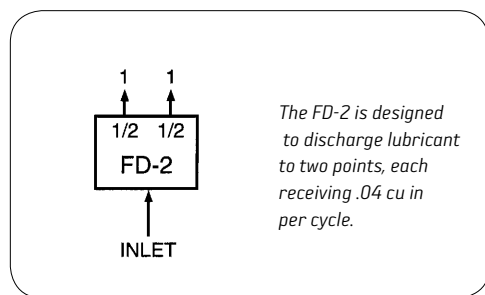
Model	# of Outlets	Part #
FD (standard model)	2	FD-2
	3	FD-3
	4	FD-4
	6	FD-6
FDP (cycle indicator pin - right side)	2	FDP-2
	3	FDP-3
	4	FDP-4

*Note: A tee is required for each outlet if a pressure indicator is used with the FD divider valves.*

When ordering, specify by model and part number, e.g. FD Standard Model, Part #FDP-2.

## Dimensional Schematics

### Discharge Flow



**BIJUR DELIMON INTERNATIONAL**

(919) 465 4448 LOCAL  
(800) 631 0168 TOLL-FREE  
(919) 465 0516 FAX

[WWW.BIJURDELIMON.COM](http://WWW.BIJURDELIMON.COM)

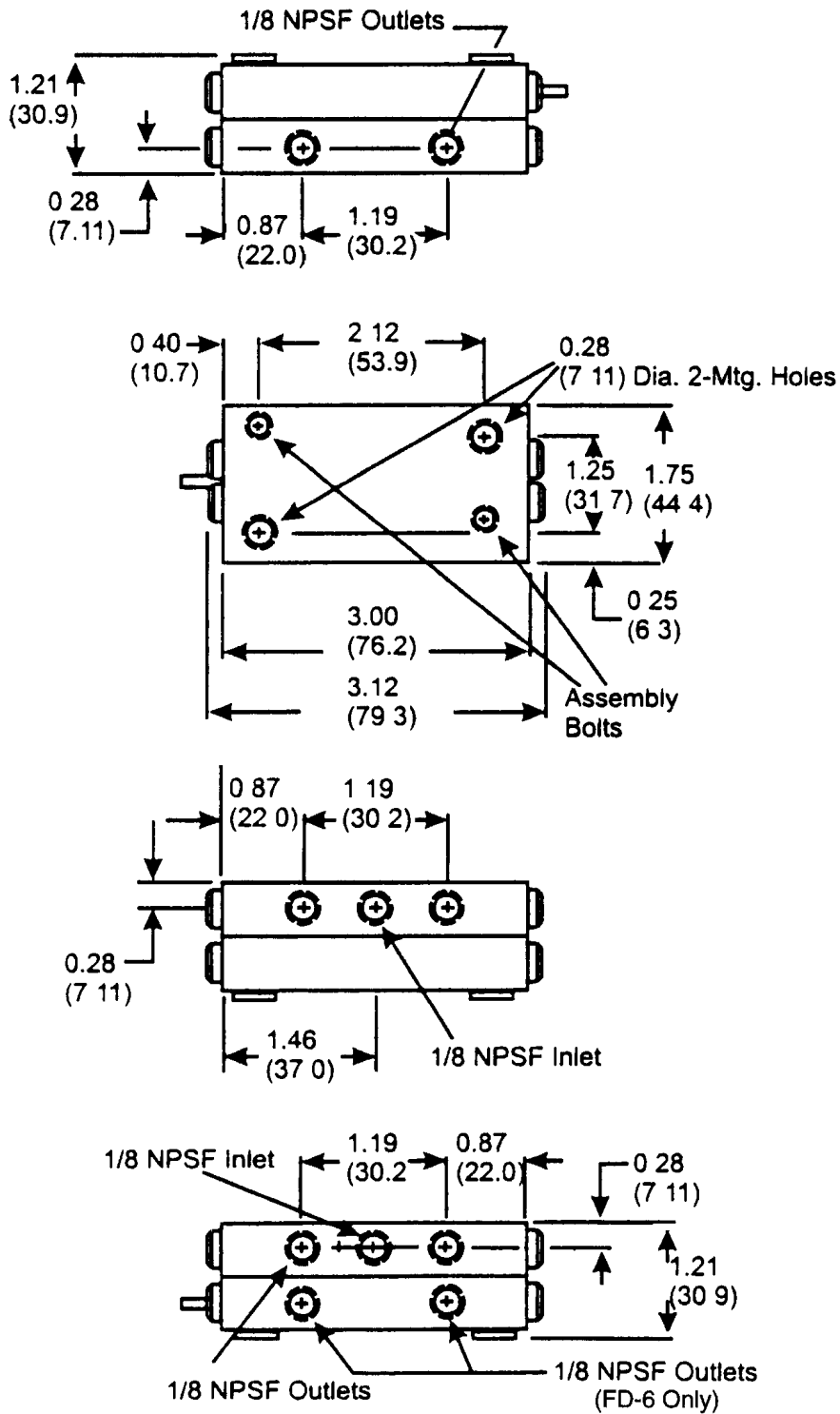
2100 Gateway Centre Blvd., Suite 109  
Morrisville, NC 27560

## Dimensional Schematics

### Outline and Mounting

Measurements shown in inches (mm).

Note: Divider systems should be limited to first and second stages only. Third staging is not recommended.



BIJUR DELIMON INTERNATIONAL

(919) 465 4448 LOCAL  
(800) 631 0168 TOLL-FREE  
(919) 465 0516 FAX

[WWW.BIJURDELIMON.COM](http://WWW.BIJURDELIMON.COM)

2100 Gateway Centre Blvd., Suite 109  
Morrisville, NC 27560